





HeartHands
— SOLUTIONS —
HANDS ON KNOWLEDGE



AR4STE(Δ)M

WELCOME TO AR4STE(Δ)M' FIRST DISSEMINATION EVENT

29.03.2021





Co-funded by the
Erasmus+ Programme
of the European Union

This project has been funded with support from the European Commission. This publication reflects the views only of the author, and the Commission cannot be held responsible for any use which may be made of the information contained therein.

Project number: **2019-1-DE03-KA201-059708**

LET'S DIVE INTO INTELLECTUAL OUTPUT 2



THE ONLINE TEACHER TRAINING PROGRAMME METHODOLOGY

Oct - 2020

Apr - 2021

Jul - 2021

Activity 1

Identification of training needs and challenges for teachers

Activity 2

Definition of training programme

Activity 3

Validation activity for teachers

THE ONLINE TEACHER TRAINING PROGRAMME METHODOLOGY

Oct - 2020

Apr - 2021

Jul - 2021

Activity 1

Identification of training needs and challenges for teachers

Step 1:

Interviews with 50 STE(A)M teachers all over Europe.

Step 2:

Creation of animated videos with conclusions.
Have you watched them yet? Find them in the [results](#) page of our website!

Step 3:

Provision of needs analysis report.

Activity 3

Validation activity for teachers

THE ONLINE TEACHER TRAINING PROGRAMME METHODOLOGY

Oct - 2020

Apr - 2021

Jul - 2021

Activity 1

Identification of training needs and challenges for teachers

Activity 2

Definition of training programme

Step 1

Definition of Learning Outcomes and Structure.

Step 2

Development of Online Environment.

You can easily access it here:

<https://courses.ar4steam.eu/>

It's free!

Step 3

Development & integration of training materials.

THE ONLINE TEACHER TRAINING PROGRAMME METHODOLOGY

Oct - 2020

Apr - 2021

Jul - 2021

Activity 1

Identification of training needs and challenges for teachers

Step 1
Testing workshops with 20 STE(A)M teachers.

Step 2
Validation & Evaluation of the outcomes

Step 3
National reports with feedback & improvements

Activity 3
Validation activity for teachers

The background is a dark blue space scene with various celestial bodies and stars. In the top left, there is a cratered moon and a planet with a ring. In the bottom left, an astronaut is floating with a white trail. In the bottom right, there is a planet with horizontal stripes. The text is centered in white.

“

Let the AR4STE(A)M
journey
BEGIN



THANK YOU

FOLLOW US

Visit our project
website and social
media to find out more!



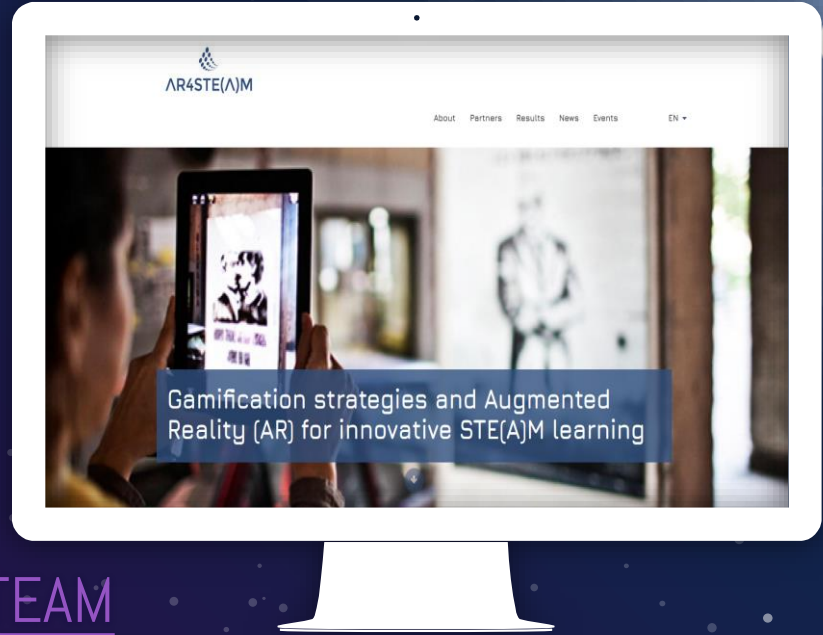
www.ar4steam.eu



www.facebook.com/AR4STEAM



twitter.com/ar4ste

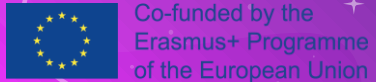




THANKS!

ANY QUESTIONS?

You can find me at a.stamouli@myheso.eu



This project has been funded with support from the European Commission. This publication reflects the views only of the author, and the Commission cannot be held responsible for any use which may be made of the information contained therein.
Project number: **2019-1-DE03-KA201-059708**